

# Weekly Influenza & Respiratory Illness Activity Report

## Week Ending Oct. 14, 2023 | WEEK 41

A summary of influenza surveillance indicators prepared by the Division of Infectious Disease Epidemiology Prevention & Control.  
All data are preliminary and may change as more information is received.

Minnesota Influenza Key Statistics	
Percent of molecular laboratory tests positive	0.4%
Hospitalizations	5
Most common strain	Influenza A
School outbreaks	1
Long-term care outbreaks	0
Pediatric influenza-associated deaths	0

### Contents

Hospitalized Influenza Surveillance .....	2
Influenza-Associated Death Surveillance .....	4
Respiratory Disease Outbreak Surveillance: School Outbreaks .....	5
Respiratory Disease Outbreak Surveillance: LTC Outbreaks .....	6
Sentinel Provider Surveillance (Outpatients) .....	7
Laboratory Surveillance .....	8
Weekly U.S. Influenza Surveillance Report.....	10

[Minnesota Influenza Surveillance \(www.health.state.mn.us/diseases/flu/stats/\)](http://www.health.state.mn.us/diseases/flu/stats/)  
[Weekly U.S. Influenza Surveillance Report \(www.cdc.gov/flu/weekly/\)](http://www.cdc.gov/flu/weekly/)  
[World Health Organization \(WHO\) Surveillance \(www.who.int/teams/global-influenza-programme/surveillance-and-monitoring/influenza-surveillance-outputs\)](http://www.who.int/teams/global-influenza-programme/surveillance-and-monitoring/influenza-surveillance-outputs)

Neighboring states' influenza information:

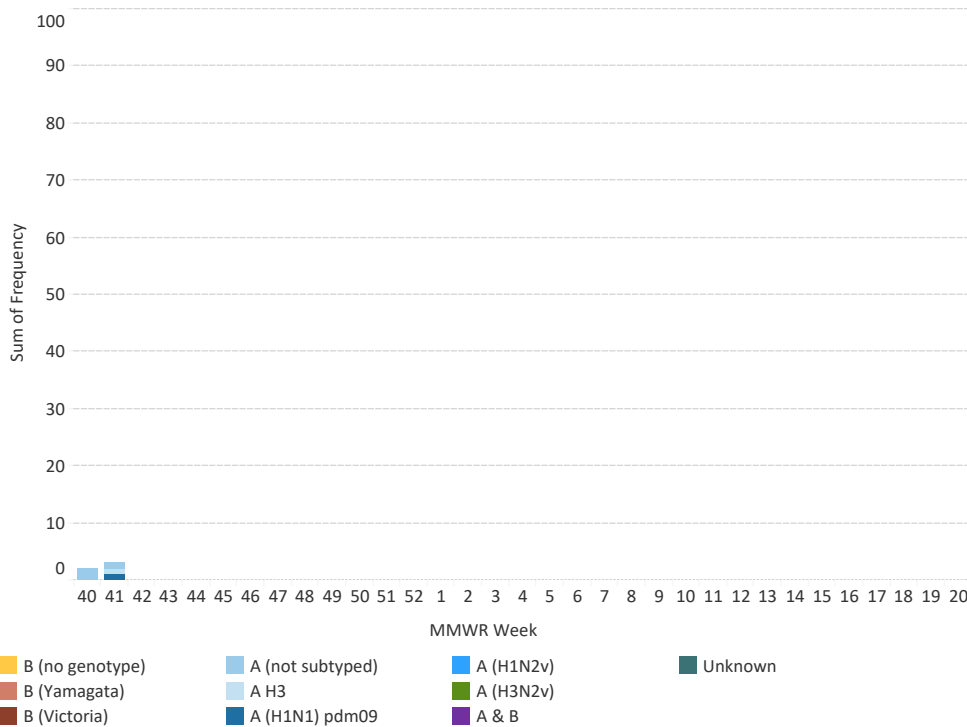
- Iowa: [Iowa Flu Reports \(idph.iowa.gov/influenza/reports\)](http://idph.iowa.gov/influenza/reports)
- Wisconsin: [Influenza \(Flu\) \(https://dhs.wisconsin.gov/influenza/index.htm\)](https://dhs.wisconsin.gov/influenza/index.htm)
- North Dakota: [Reported Seasonal Influenza Activity in North Dakota \(www.ndflu.com/default.aspx\)](http://www.ndflu.com/default.aspx)
- South Dakota: [South Dakota Influenza Information \(doh.sd.gov/diseases/infectious/flu/\)](http://doh.sd.gov/diseases/infectious/flu/)

Due to the COVID-19 pandemic, CDC and MDH will not be posting the weekly geographic spread indicators (no activity, sporadic, local, regional, widespread) this season as they rely on influenza-like illness data (ILI). Because these data are based on symptoms, the cause of ILI cannot reliably be attributed to influenza while COVID-19 is widely circulating.

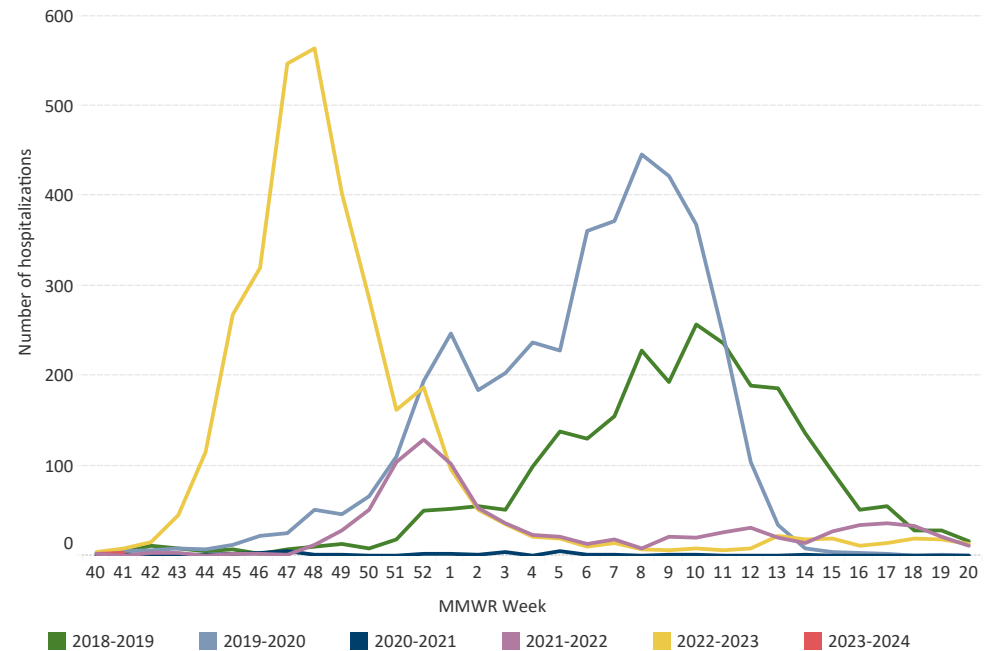
# Hospitalized Influenza Surveillance

Hospitalized influenza cases are based on disease reports of laboratory-positive influenza (via DFA, IFA, viral culture, EIA, rapid test, paired serological tests or RT-PCR) and specimens from hospitalized patients with acute respiratory illness submitted to MDH-PHL by hospitals and laboratories. Due to the need to confirm reports and reporting delays, consider current week data preliminary.

### Hospitalized Influenza Cases by Type, Minnesota (FluSurv-NET\*)



### Hospitalized Influenza Cases by Season, Minnesota (FluSurv-NET\*)



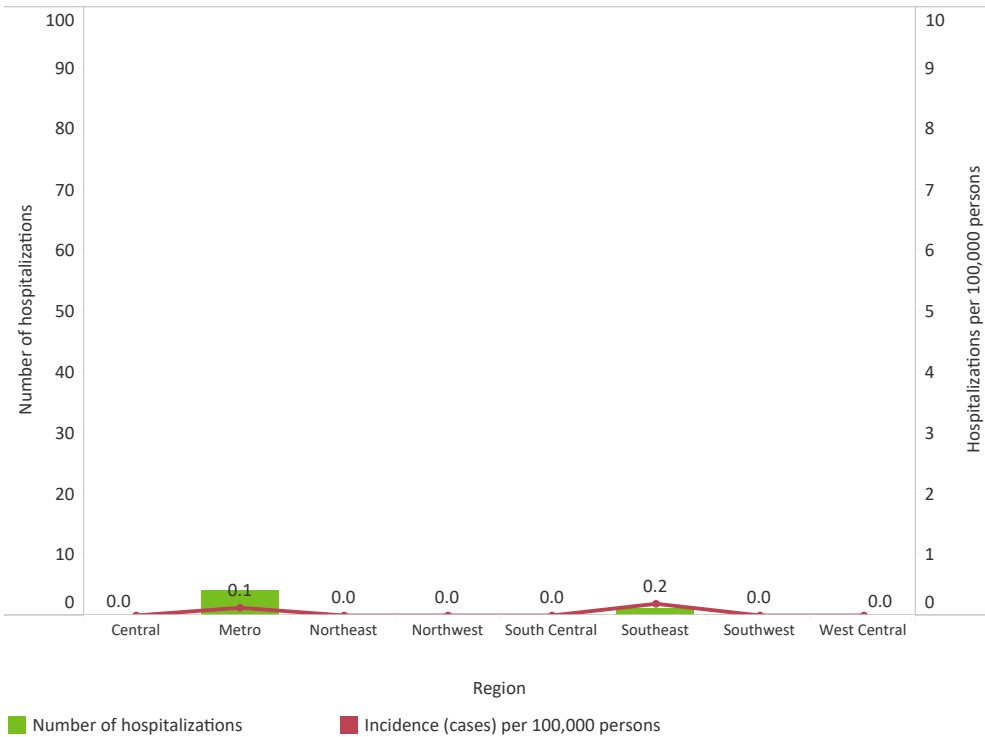
Hospitalizations this week	Hospitalizations last week	Total hospitalizations (to date)
3	2	5

Season	Total hospitalizations (historic)
2018-2019	2543
2019-2020	4022
2020-2021	35
2021-2022	905
2022-2023	3,338
<b>2023-2024 (to date)</b>	<b>5</b>

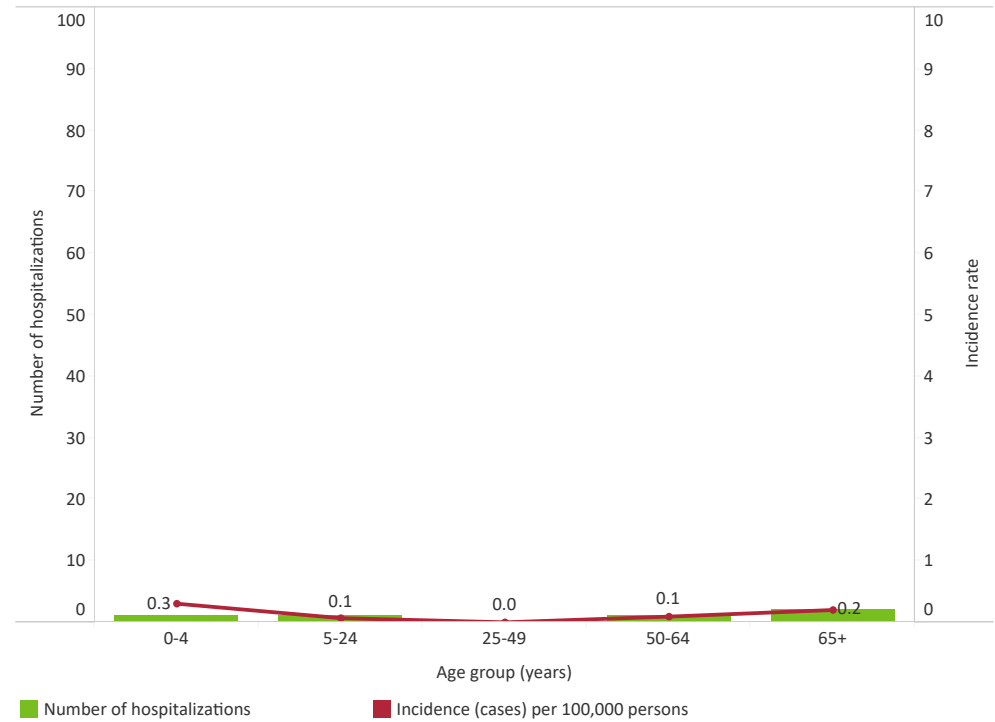
\*FluSurv-NET = Influenza Surveillance Network

# Hospitalized Influenza Surveillance (continued)

## Number of Influenza Hospitalizations and Incidence by Region, Minnesota



## Number of Influenza Hospitalizations and Incidence by Age, Minnesota



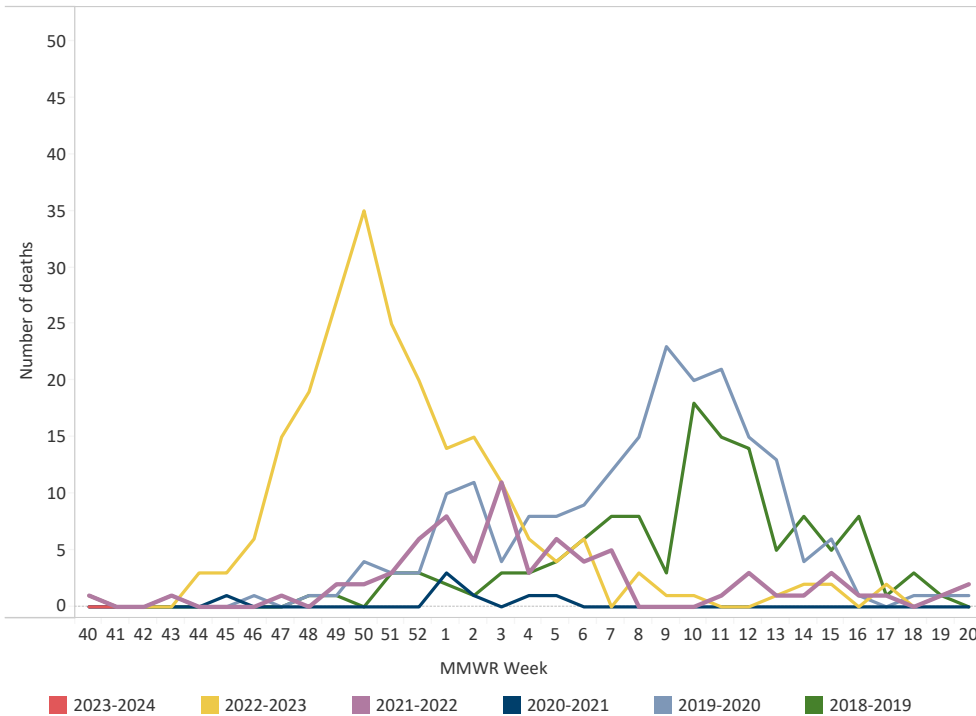
Region	Hospitalizations this week	Total (to date)	% Hospitalizations this week	% Total (to date)
Central	0	0	0%	0%
Metro	2	4	67%	80%
Northeast	0	0	0%	0%
Northwest	0	0	0%	0%
South Central	0	0	0%	0%
Southeast	1	1	33%	20%
Southwest	0	0	0%	0%
West Central	0	0	0%	0%

Median age (years) at time of admission
63

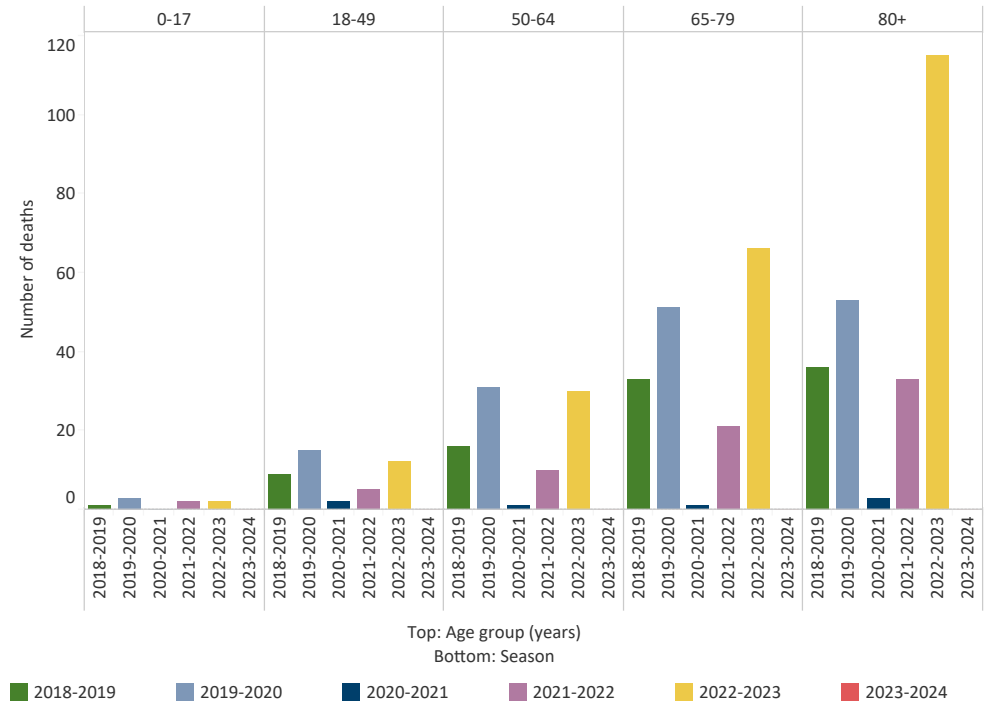
# Influenza-Associated Death Surveillance

Influenza deaths are collected via reports from Minnesota’s death certificate database, hospitals, and long-term care facilities. Decedents with influenza listed as a cause of or contributor to death, have recent laboratory confirmation of influenza, or are part of an ongoing influenza outbreak at a long-term care facility are reported to influenza surveillance. Due to the need to confirm reports and reporting delays, consider current week data preliminary.

### Deaths Associated with Influenza by Season, Minnesota



### Deaths Associated with Influenza by Age Group and Season, Minnesota



Season	Total deaths	Total pediatric (<18 years) deaths
2018-2019	126	1
2019-2020	197	3
2020-2021	7	0
2021-2022	71	2
2022-2023	224	2
<b>2023-2024 (to date)</b>	<b>0</b>	<b>0</b>

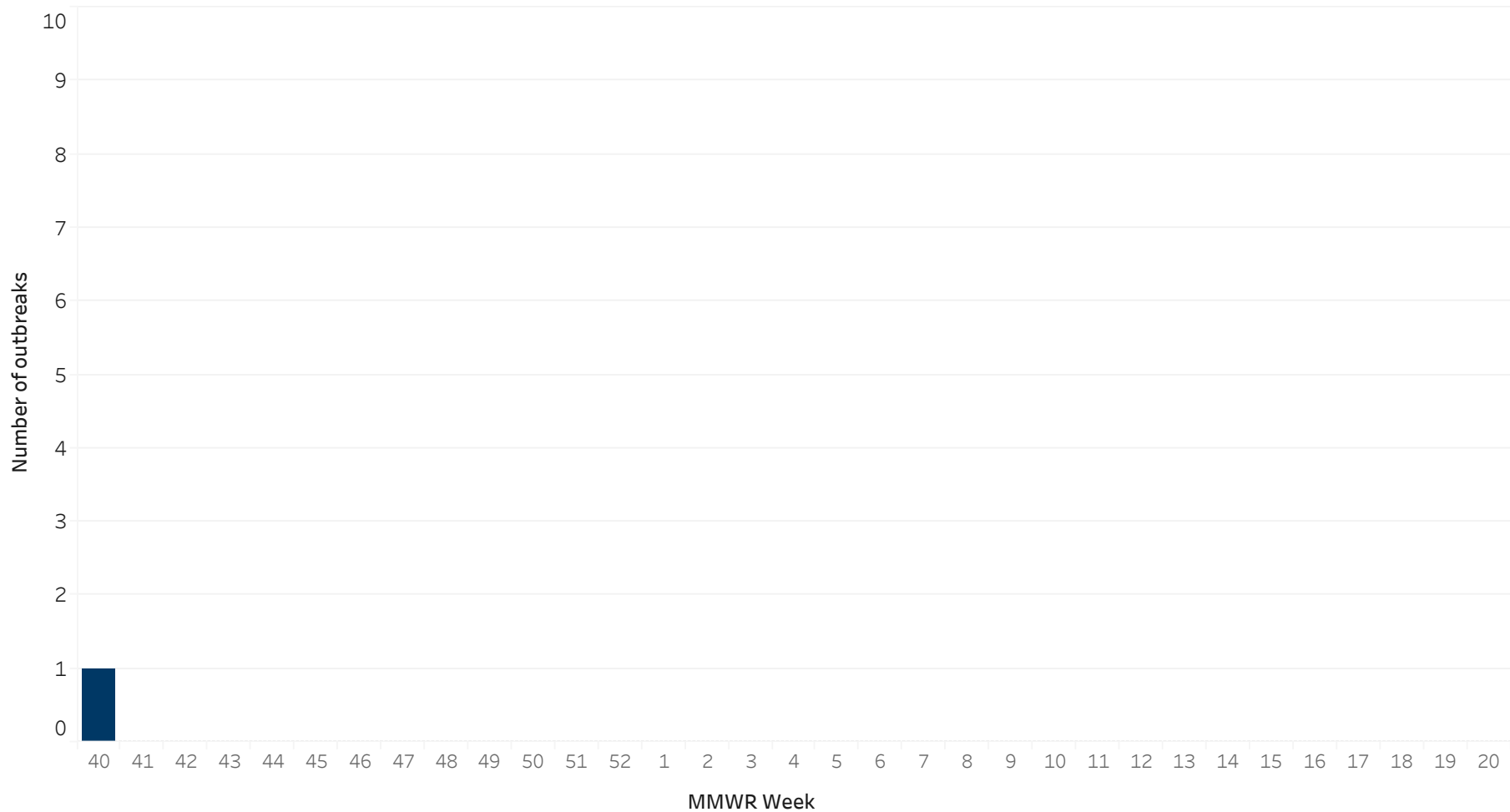
Season	Median age (years) at time of death
2018-2019	75
2019-2020	73
2020-2021	76
2021-2022	77
2022-2023	80
<b>2023-2024 (to date)</b>	<b>---</b>

\*FluSurv-NET = Influenza Surveillance Network

# Respiratory Disease Outbreak Surveillance: School Outbreaks

K-12 schools report an outbreak of acute respiratory illness (ARI; e.g. COVID-19, influenza, RSV) when the number of students absent with ARI reaches 10% of the facility's total enrollment.

### Influenza-like Illness (ILI) in Schools by Season

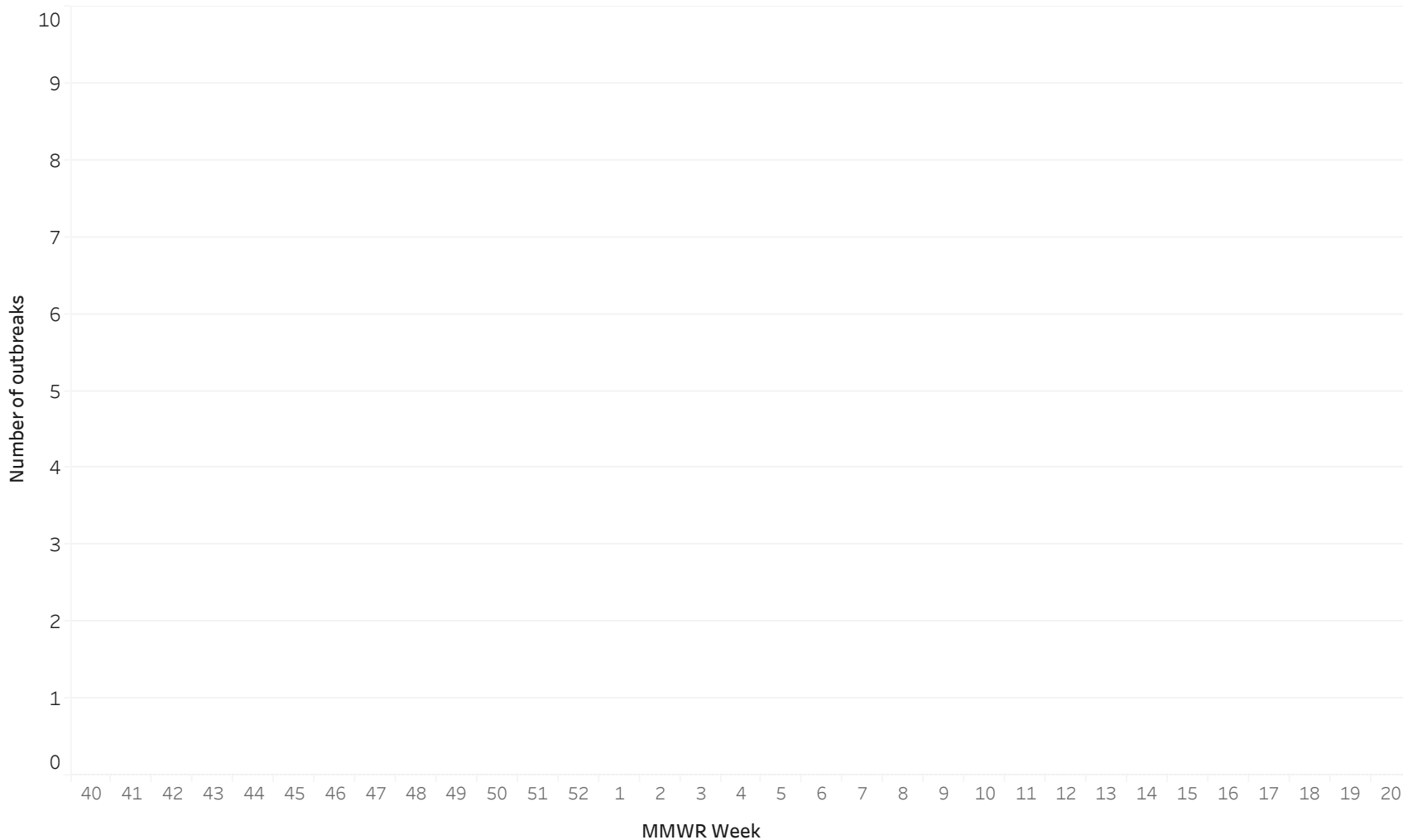


New school outbreaks this week	New school outbreaks last week	Total this season (to date)
0	1	1

# Respiratory Disease Outbreak Surveillance: LTC Outbreaks

Long-Term Care (LTC) facilities report to MDH when they have a lab-confirmed influenza or RSV outbreak in their facility. The definition of an outbreak is at least 2 cases of laboratory-confirmed influenza (or RSV) identified within 72 hours of each other in residents on the same unit.

### Confirmed Influenza Outbreaks in LTC by Season

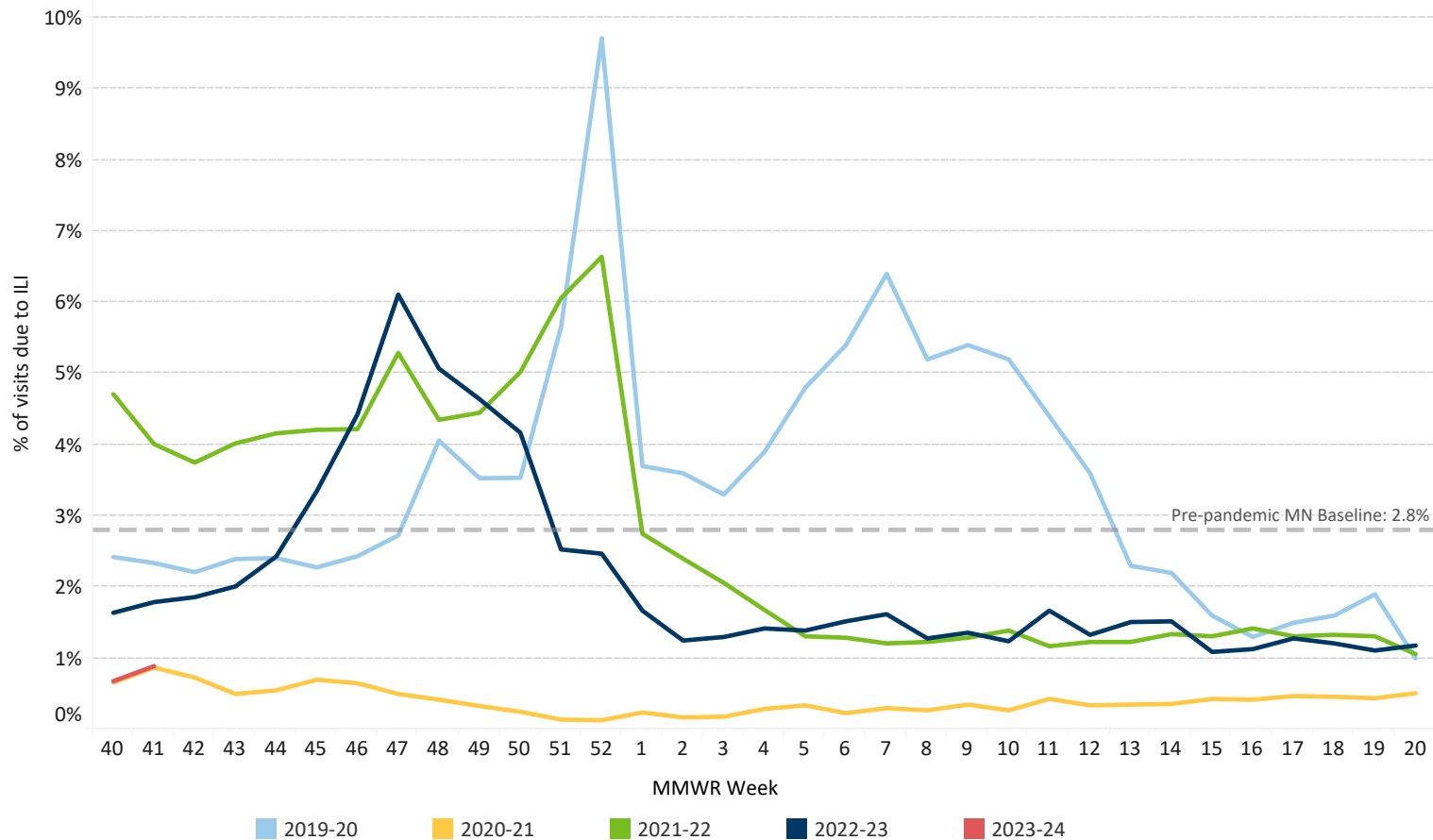


New LTC outbreaks this week	New LTC outbreaks last week	Total this season (to date)
0	0	0

# Sentinel Provider Surveillance (Outpatients)

MDH collaborates with healthcare providers who report the total number of patients seen and the total number of those patients presenting to outpatient clinics with influenza-like illness.

## Percentage of Persons Presenting to Outpatient Clinics with Influenza-Like Illness (ILI)



\* Indicates current week-data may be delayed by 1 or more weeks

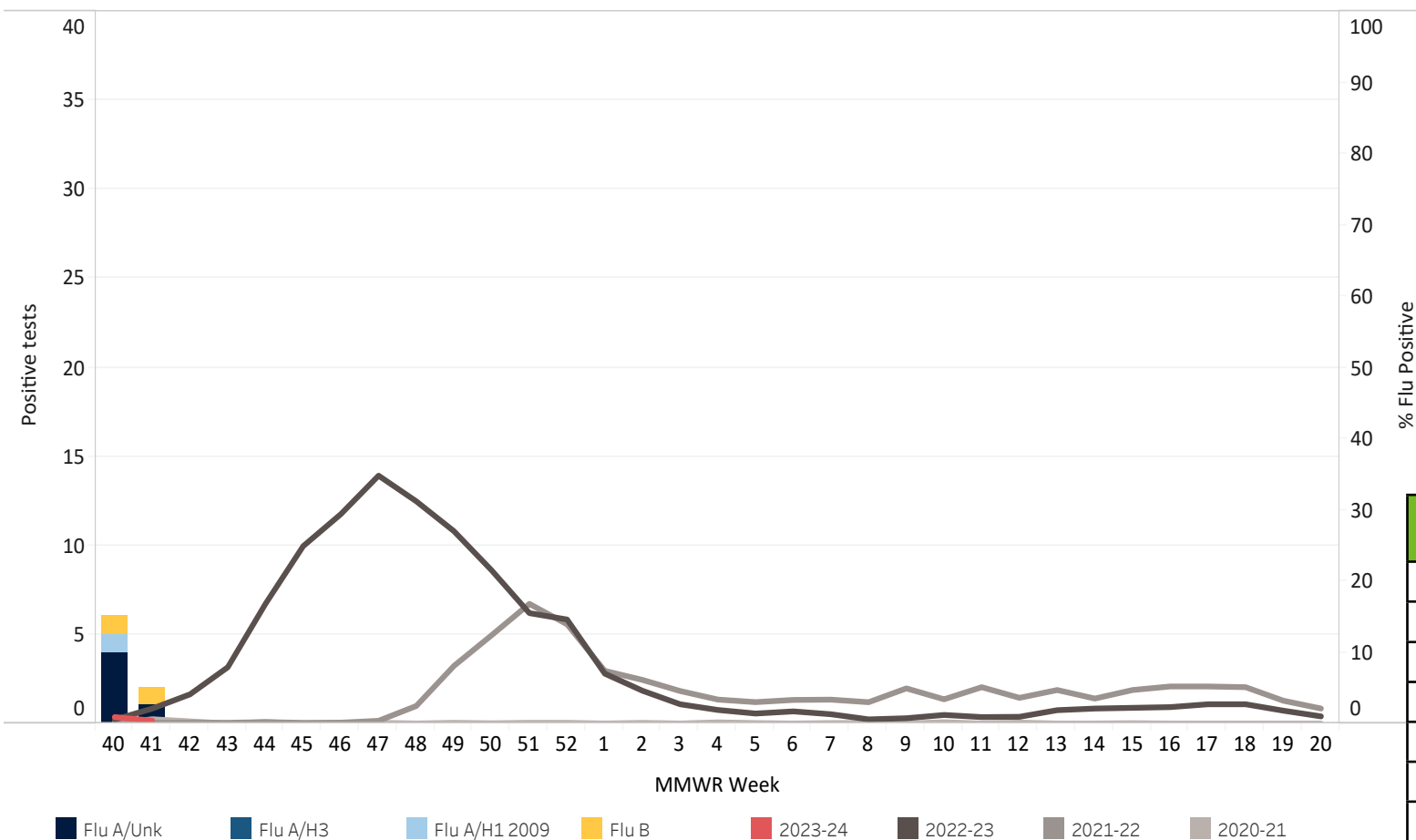
‡ MN Baseline valid for 2020-21 season only, do not compare it with previous seasons. The baseline is calculated by averaging the ILI percent for non-influenza weeks over the previous four seasons and adding two standard deviations. Non-influenza weeks account for less than 2% of the season's total flu-positive specimens tested at Public Health Labs in HHS Region 5. Weeks where ILI % is above baseline reflect weeks with excess health care visits due to ILI.

% of outpatients with ILI this week	% of outpatients with ILI last week
0.90%	0.70%

# Laboratory Surveillance

The MN Lab System (MLS) Laboratory Influenza Surveillance Program is made up of more than 310 clinic- and hospital-based laboratories, voluntarily submitting testing data weekly. These laboratories perform antigen and molecular testing for influenza and Respiratory Syncytial Virus (RSV). A subset of labs also performs PCR testing for other respiratory viruses. MDH-PHL provides further characterization of submitted influenza isolates to determine the hemagglutinin serotype to indicate vaccine coverage. Tracking the laboratory results assists healthcare providers with patient diagnosis of influenza-like illness and provides an indicator of the progression of the influenza season as well as prevalence of disease in the community.

## Specimens Positive for Influenza by Molecular Testing\*, by Week



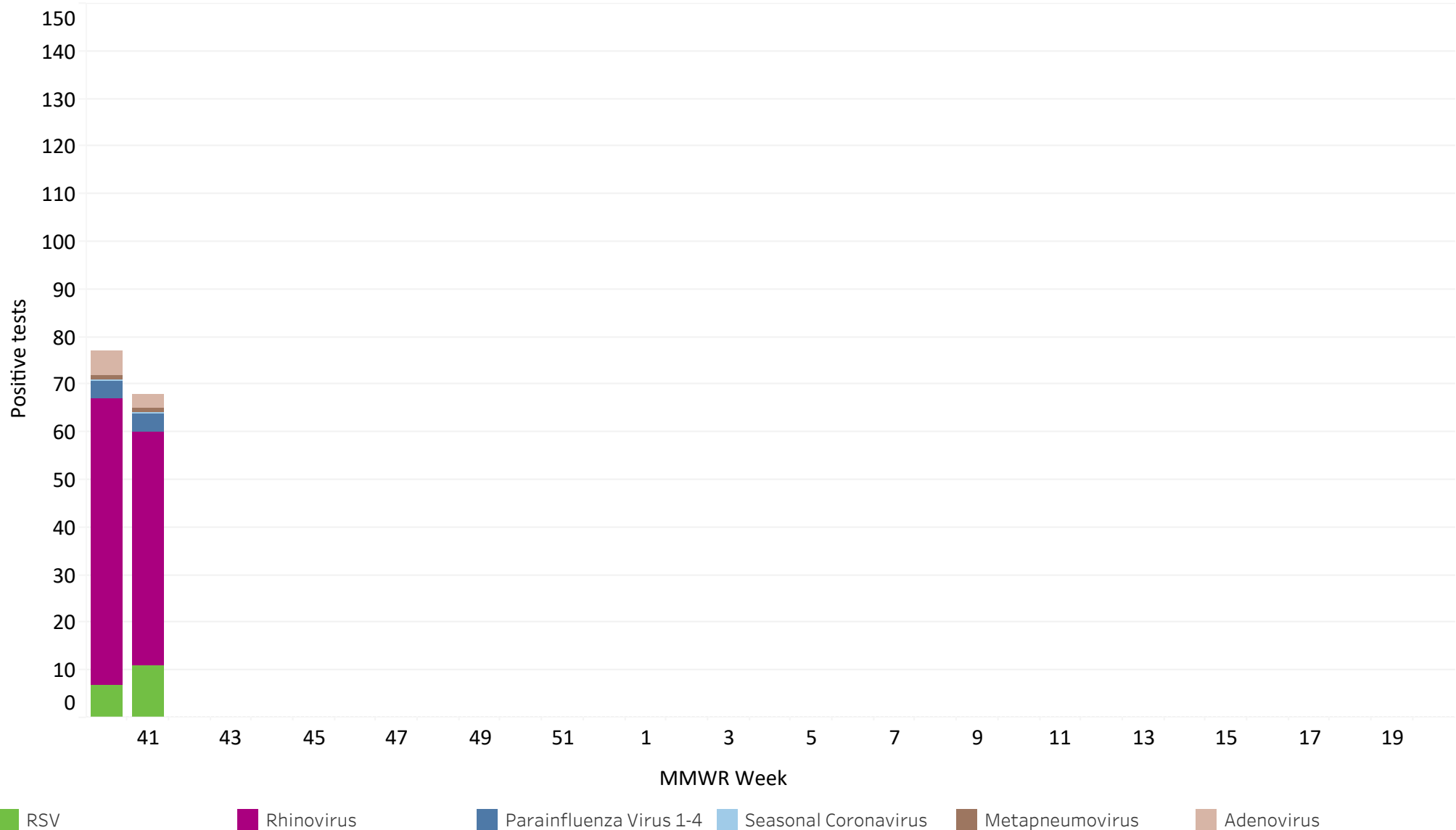
Region	% molecular influenza tests + this week
Central	0.0%
Metro	0.4%
Northeast	
Northwest	
South Central	0.0%
Southeast	0.0%
Southwest	
West Central	
<b>Statewide (overall)</b>	<b>0.4%</b>



# Laboratory Surveillance (continued)

Some participants in the MN Lab System (MLS) Laboratory Influenza Surveillance Program also report testing data from respiratory virus panel PCR testing. Tracking these laboratory results assists monitoring for non-influenza/non-COVID viruses that may be circulating and causing influenza-like illness.

## Other Molecular Testing Results by Virus from MLS Survey



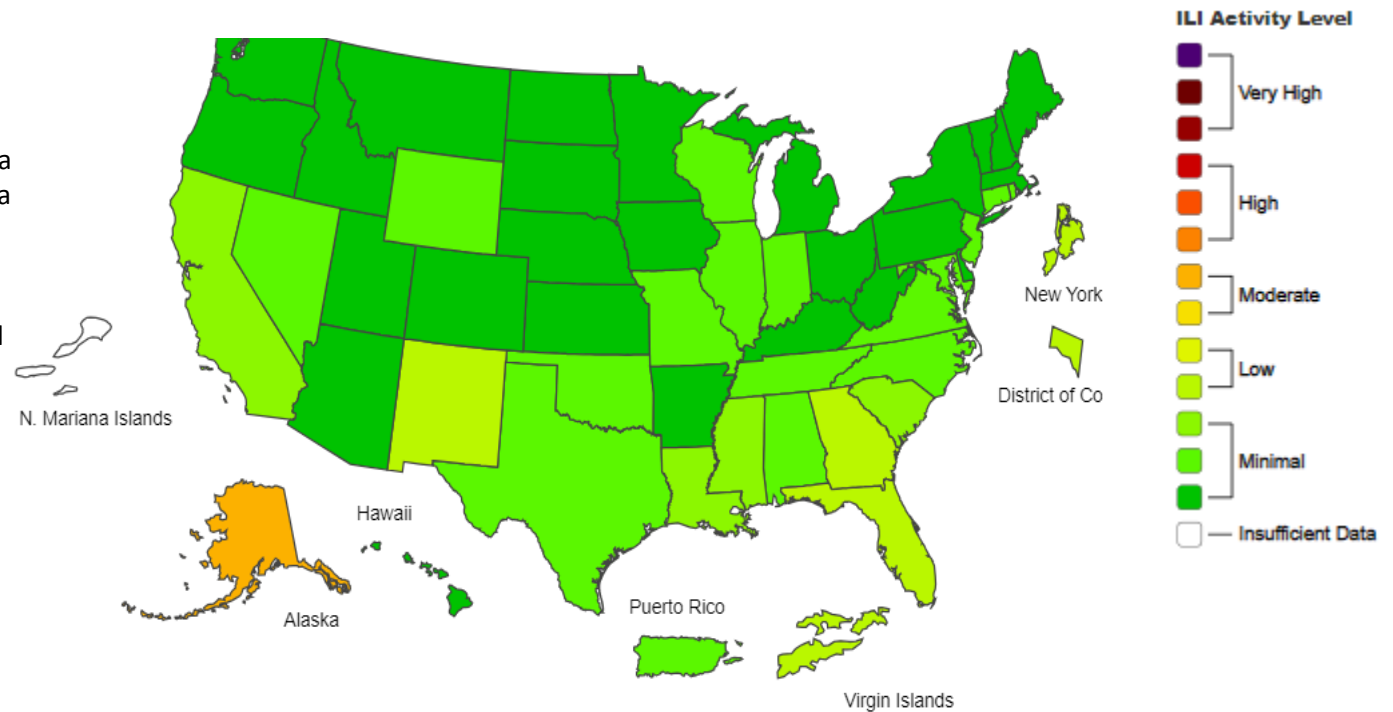
# Weekly U.S. Influenza Surveillance Report

## Week 40, ending October 7, 2023

Seasonal influenza activity remains low nationally.

- Seasonal influenza activity remains low nationally.
- Nationally, outpatient respiratory illness is below baseline<sup>1</sup>, and all 10 HHS regions are below their respective baselines.
- The number of flu hospital admissions remains low.
- During week 40, 50 (86.2%) of the 58 viruses reported by public health laboratories were influenza A and 8 (13.8%) were influenza B. Of the 33 influenza A viruses subtyped during week 40; 30 were influenza A(H1N1) and 3 were A(H3N2).
- One influenza-associated pediatric death that occurred during the 2022-2023 season was reported this week.
- CDC recommends that everyone ages 6 months and older get an annual flu vaccine, ideally by the end of October.<sup>2</sup>
- There are also prescription flu antiviral drugs that can be used to treat flu illness; those need to be started as early as possible.<sup>3</sup>
- Influenza virus is one of several viruses that contribute to respiratory disease activity. CDC is providing updated, integrated information about COVID-19, influenza, and RSV activity on a weekly basis.

Outpatient Illness: ILINet Activity Map



CDC National Influenza Surveillance (<http://www.cdc.gov/flu/weekly/>)